

Are you
ready for
the FUN?

Introduction to Cloverleaf DPA



UNIVERSITY OF GEORGIA
EXTENSION



georgia4h.org | 1-800-ASK-UGA1

The University of Georgia 4-H program is the largest youth leadership organization in the state.
An Equal Opportunity, Affirmative Action, Veteran, Disability Institution

Project Achievement



Georgia 4-H offers several Public Speaking opportunities for all levels of 4-H throughout the year. Teaching youth and giving them a platform to practice public speaking builds self-confidence, teaches excellent communication skills, and prepares youth for leadership in future careers. 4-H hosts a Public Speaking Competition.



What is DPA?



DPA is one of the largest and most exciting contests that 4-H offers!



DPA is like “Show and Tell”!
You get to talk about ANYthing that you are interested in and share your interests with others. You might even win an award!
DPA is a FREE event!



UNIVERSITY OF GEORGIA
EXTENSION



Project Achievement Video



*Click here to watch a
video about
Cloverleaf Project
Achievement!*



4 Easy Steps!

Next, you will learn 4 easy steps to success for DPA! I really hope you will compete!



Choose your project from over 50 categories!

Learn about your topic & design your presentation!



Present your project!

Earn awards and have fun!



1: Explore

Step 1:

Choose Your Project Area!

There are over 50 categories to choose from! No matter what your interests are, there is a DPA project area for you!



What topic are you excited about?



UNIVERSITY OF GEORGIA
EXTENSION



4-H Project List

There are over 50 categories to choose from! Which ones are you interested in?



Agricultural Awareness
Archaeology
Arts
Beef
Between Meal Snacks
Bicycle
Cat Care
Clothing & Textiles
Communications
Companion Animals
Computer Information
Crafts
Creative Stitchery
Dairy
Dairy Foods
Dog Care & Training
Engineering & Mechanics

Entomology
Environmental Science
Flowers, Shrubs, & Lawns
Food Fare
Food for Fitness
Food for Health & Sport
Food Safety & Preservation
Forest & Wood Science
Fresh Water Fish & Shellfish
Fruits, Vegetables, & Nuts
General Recreation
General Science
Geology
Health
Herpetology
Historic People

Historic Places & Events
Horse
Housing
Human Development
Interior Design
International
Marine & Coastal Ecology
Outdoor Recreation
Outdoor Survival
Paleontology
Performing Arts- General
Performing Arts- Instrumental
Performing Arts- Vocal
Photography & Videography
Plants, Soils, & Fertilizers
Poultry
Public Speaking
Rabbits
Robotics
Safety
Sheep & Meat Goats

Sports- Individual
Sports- Team
Swine
Target Sports
Time & Money Management
Veterinary Science
Wildlife
Workforce Prep. & Career Dev.



UNIVERSITY OF GEORGIA
EXTENSION



2: Create

Step 2:

Research, write, & design your presentation!

Start by creating an essay about your topic. After that, design & make your Google Slides or Posters!



UNIVERSITY OF GEORGIA
EXTENSION



Recipe for the Perfect DPA Speech

Introduction: This is where you will hook your audience, introduce yourself, and tell what your topic is


Descriptive Words: Be sure to use adjectives to fully describe what you are talking about so your judges can clearly understand your topic

Body: This is the three big points where you will share facts about your topic

Visual Theme: Make sure your Google Slides or Posters are attractive

Expression: Speak loud and clear while giving your speech

Conclusion: This is where you summarize your 3 big points, refer back to your introduction hook, and thank the audience



UNIVERSITY OF GEORGIA
EXTENSION

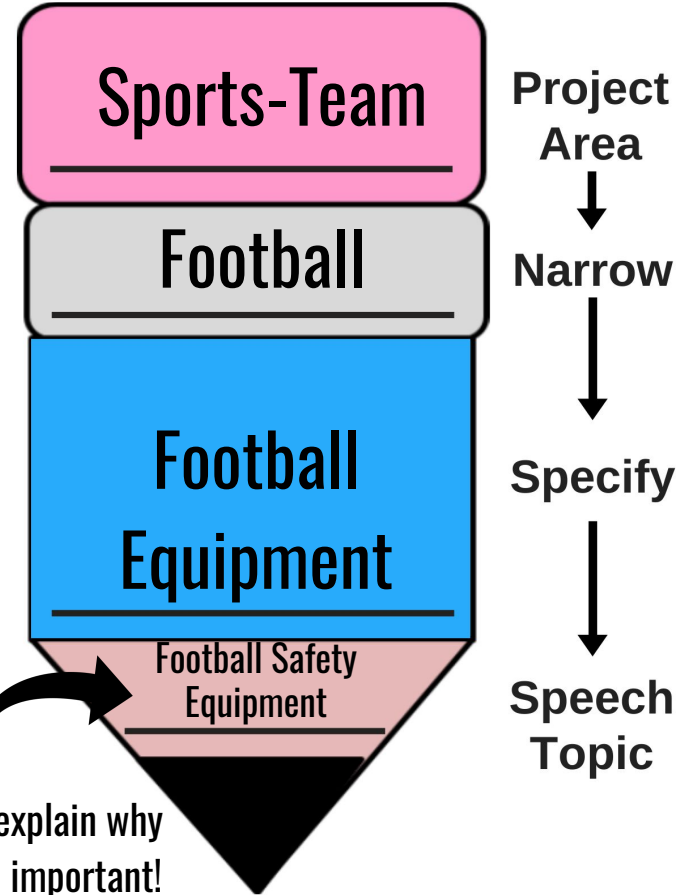


Get Specific!



Your project area has a ton of different topics within it! Narrow down your topic using the “Pencil Method” so that you can present about something specific!

Here is an example:



UNIVERSITY OF GEORGIA
EXTENSION



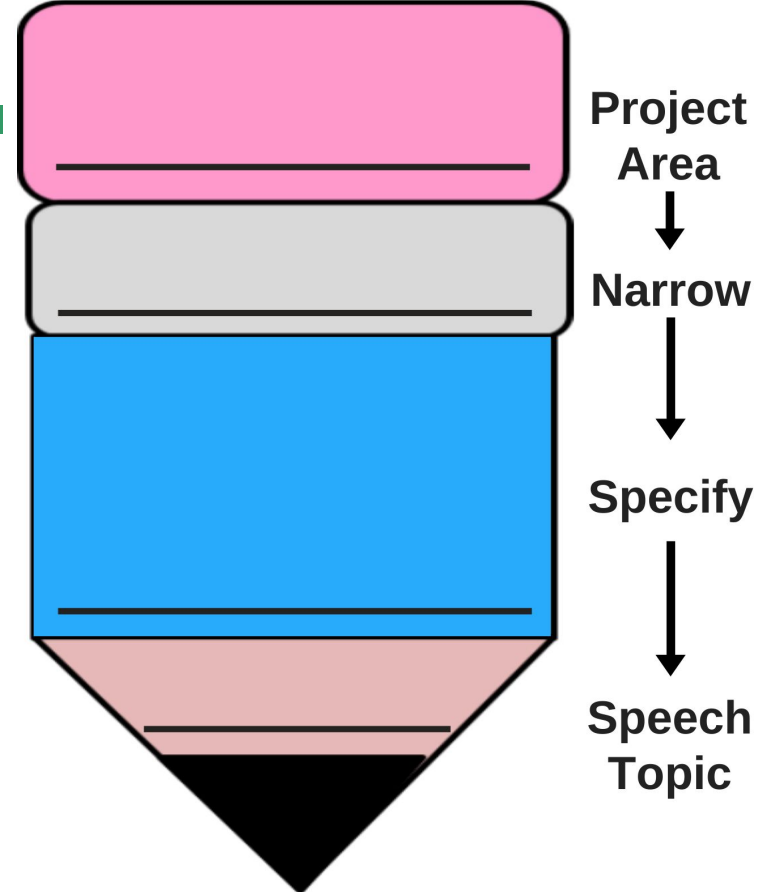
For example, this presentation could explain why football helmets, pads, and cleats are important!

Get Specific!



Try to narrow down
your topic using the
“Pencil Method”!

What do you want to share about?



UNIVERSITY OF GEORGIA
EXTENSION



Write Your Speech

3 parts to a DPA Speech:

Introduction, Body, Closing

Use the provided speech template to make writing your speech super easy!

Your finished speech should be 3-4 minutes long!

3 parts to a DPA Speech: Introduction, Body, Closing:



Introduction: hook your audience, introduce yourself, tell what your topic is

Body: 3 big points that you will share facts about, describe things logically

Closing: summarize 3 big points, refer back to your hook, and leave the audience wanting to learn more!



| | |
|---------------------|--|
| Introduction | Did you know (interesting fact about your topic) _____? Hello, my name is _____, and I am a _____th grade 4-H member from _____ School. Today, I will be telling you all about _____. |
| Body Topic 1 | (First big idea about your topic): _____ (Details about first big idea): _____ _____ _____ |
| Body Topic 2 | (Second big idea about your topic): _____ (Details about second big idea): _____ _____ _____ |
| Body Topic 3 | (Third big idea about your topic): _____ (Details about third big idea): _____ _____ _____ |
| Closing | Today, I have shared with you three really important things about _____. After learning _____ and _____, I hope you will consider doing research of your own about this very interesting topic. Thank you, and have a great day! |



UNIVERSITY OF GEORGIA
EXTENSION



Design Your Visuals

Create Google Slides, PowerPoint Slides, Posters, or a Tri-fold Display to **SHOW** what your project is about.

Design your
Slides/Posters

A completed project includes your **SPEECH & VISUAL DISPLAY**. Your Visuals may be in the form of Google Slides, PowerPoint Slides, Poster Boards, or a Tri-Board display. Make sure your key points are shared on your visuals. If you need help making your visual aids, please call the 4-H Office! We can help with Slides, PPT, and posters for free! Completed projects (Speech & Visuals) are due to the 4-H Office **BEFORE** February 28th. We will work with you to video all presentations **BEFORE** March 19th.

Title Slide or Poster

Main Idea #1

Main Idea #2

Main Idea #3



***Tips: Design your slides/posters with pictures of your topic and facts from your speech. Don't put too many words on your posters and make sure the words are easy to read!



UNIVERSITY OF GEORGIA
EXTENSION



The Basics of Auto Mechanics

Landon Weaver--Screven County 4-H



How to Become an Auto Mechanic:

Step 1: Complete a High School Education or GED program

Step 2: Enroll in a Vocational Education Program

Step 3: Obtain a Certificate

Step 4: Receive Employer Training



**AUTOMOTIVE
SERVICE
EXCELLENCE**



3: Share

Step 3:

Present your demonstration!

This is your time to shine! You will present your demonstration! This year, the 4-H Staff will make a video of your presentation to submit for the competition.



UNIVERSITY OF GEORGIA
EXTENSION



4: Celebrate

Step 4:

Celebrate and Have Fun!

After the competition, awards will be given out! You can show off your awards to your friends and family!



UNIVERSITY OF GEORGIA
EXTENSION



Let's Get Started!

Now that you
have learned more about the
4 easy steps to success, let's
watch an example!



Choose your
project from
over 50
categories!

Learn about
your topic &
design your
presentation!



Present your
project!

Earn awards
and have fun!





Here are some
4-H
Demonstration
Examples!



DPA Help & Info

4-H Google Classroom

All of the DPA Information that we have shared with you can also be found online in the 4-H Google Classroom.

*All About DPA Handout

*Speech Template

*Important Dates



Go to the 4-H Google Classroom for helpful DPA Resources



UNIVERSITY OF GEORGIA
EXTENSION



Important Dates:

NOW-February 19:

Sign up for a project by contacting the
Screven County 4-H Office
912-564-2064

screven4h@screven.k12.ga.us

lauren4h@uga.edu

February 1-28:

Work on creating your project! The 4-H
Office is available to help with both
speech and visuals--just call for an
appointment!

March 1-17:

The 4-H Office Staff will help film project
videos for each participant

March 19:


All project videos DUE to 4-H Office

March 30-April 2:

A special "Announcement of Winners"
from the District 4-H Cloverleaf DPA
Contest will be shared with all
participants!

BONUS:

All 4-H'ers who complete DPA
project will get to sign up for
4-H Summer Camp EARLY
and will receive special prizes
just for participating!



Questions??

Contact the Screven Co. 4-H Office

Lauren Boykin--4-H Agent

321 Rocky Ford Road

Sylvania, GA 30467

912-564-2064

screven4h@screven.k12.ga.us

lauren4h@uga.edu



**We want ALL 5th
& 6th Grade
4-H'ers to
participate in
District Project
Achievement
and HAVE FUN!!!**

