

Acknowledgements

We hope this publication will become a valuable tool and assist you in scheduling your gardening activities. Its purpose is not to tell you HOW, but to tell you WHEN. Dates are applicable to the Augusta area and will not apply to all areas in Georgia and South Carolina.

We wish to thank area horticulturists and Master Gardeners for their suggestions and contributions to this local calendar.

Brand names used are for educational use only and no endorsement is intended or implied by the Cooperative Extension office. We urge you to call your local Cooperative Extension office with any and all gardening questions.

Happy Gardening!

Local Area Extension Offices

Augusta-Richmond County	706-821-2350
Burke County	706-554-2119
Columbia County	706-541-4011
McDuffie County	706-595-1815
Aiken County	803-649-6911
Edgefield County	803-637-3161

Visit the Richmond County website for upcoming News & Events

<http://www.caes.uga.edu/extension/richmond/>

Visit the UGA website for a complete list of
available publications:

<https://www.caes.uga.edu/publications/>

Mail or e-mail comments to:

501 Greene St. Suite 100, Augusta, GA 30901-1428

uge3245@uga.edu

Revised 06/17/2025



GARDENING CALENDAR



UNIVERSITY OF GEORGIA
EXTENSION

Campbell Vaughn, ANR Agent, Editor
Augusta-Richmond County

[illegible]

[illegible]

DECEMBER

ORNAMENTALS:

- Plant shrubbery and trees
- Renew mulch around shrubbery
- **Soil Test every 3 to 5 years**

TURF:

- Continue to spray for winter weeds
- **Soil Test every 3 to 5 years**

FLOWERS:

- Continue winter clean up in flower beds
- Continue to plant spring flowering bulbs
- Mulch tender perennials to protect from frost
- Remove debris from beds to help prevent disease
- **Soil Test every 3 to 5 years**

HOUSEPLANTS:

- Give plants as much light as possible
- Keep soil in holiday plants moist
- Increase humidity around plants by grouping or placing on trays of pebbles with water

VEGETABLES:

- Plant asparagus in late December
- Make next year's garden plan
- Continue to harvest fall vegetables
- Till garden soil after crops die down and remove debris from garden to prevent disease
- Apply organic matter to garden soils
- **Soil Test every 3 to 5 years**

FRUITS & NUTS:

- Plant fruit trees when available at nurseries. Consult Cooperative Extension and local nurseries for recommended varieties and pollinators for our area
- **Soil Test every 3 to 5 years**



JANUARY

Happy
New Year

ORNAMENTALS:


- Plant trees and shrubbery
- Mulch shrubbery
- Thin interior branches of Japanese maples and crape myrtles

TURF:

- **Soil Test every 3 to 5 years**
- Service and test spray equipment
- Spray winter weeds (especially burweed and poa) with approved herbicides
- Spray wild onions with approved herbicide

FLOWERS:

- Prepare rose beds and plant later in the month
- Lime rose beds as soil test indicates
- Fertilize pansies with liquid fertilizer



HOUSEPLANTS:


- Remove dead leaves, cut back where necessary
- Turn houseplants weekly to allow full coverage of sunshine
- Use insecticidal soap on tops and bottoms of leaves if insects are seen.

VEGETABLES:

- Make garden plan and prepare soil
- Prepare flats and seed spring vegetables for transplanting in February and March - check **UGA Vegetable Plant Chart**
- Plant onions, continue to plant asparagus
- Service power equipment such as tillers, lawn mowers, etc. & pruning equipment

FRUITS & NUTS:

- Prune pears, apples, muscadines, and blackberries
- **DO NOT** prune peaches or plums
- Mulch strawberries
- Plant fruit trees. Consult Cooperative Extension and local nurseries for recommended varieties and pollinators for our area



FEBRUARY



ORNAMENTALS:

- Plant shrubbery and small trees
- Prune summer flowering shrubbery
- Cut back overgrown shrubbery & trees
- Mulch shrubbery
- Cut back liriopse to highest mower blade setting
- Check camellias for scale and spray dormant oil

TURF:

- Apply pre-emergence herbicides to prevent summer weeds during last half of month. Do not use 'weed and feed' products.
- Spray winter weeds with approved herbicides

FLOWERS:

- Prune hybrid tea roses and spray to prevent disease
- Plant new rose bushes
- Plant hardy annuals such as baby's breath, pansies, petunias, sweet peas and foxglove
- Weed flower beds and apply ornamental bed preemergence like Preen Extended Control or Barricade late in month. Only when not seeding bed.

HOUSEPLANTS:

- Turn houseplants weekly to allow full coverage of sun

VEGETABLES:

- Plant beets, broccoli, cabbage, carrots, collards, kale, lettuce, mustard, onions, English peas, Irish potatoes, radishes, spinach & turnips
- Seed tomatoes, peppers, eggplants for growing transplants for later planting

FRUITS & NUTS:

- Prune apples, pears, plums, peaches, blackberries, muscadines & grapes
- Plant fruit trees, consult Cooperative Extension and local nurseries for recommended varieties and proper pollinators for our area
- Prune low hanging limbs on pecan trees
- Plant blueberries
- Spray fruit trees with lime-sulfur before blooming for disease control

NOVEMBER



ORNAMENTALS:

- Plant shrubbery and trees
- Store fallen leaves for mulch or compost
- Mulch shrubbery with fresh material
- **Soil Test every 3 to 5 years**

TURF:

- **Soil Test every 3 to 5 years**
- Fertilize cool season grasses
- Spray wild onions and other winter weeds with appropriate herbicides

FLOWERS:

- Store recently dug caladium tubers in cool, dry place
- Plant spring flowering bulbs: hyacinths, daffodils, & crocus
- Plant pansies, violas, ornamental cabbage and kale
- Plant spring blooming wild flower seeds

HOUSEPLANTS:

- Fertilize monthly
- Begin forcing bulbs for early winter indoor color
- Bring houseplants in before frost

VEGETABLES:

- **Soil Test every 3 to 5 years**
- Clean garden area of weeds and dead crops
- Thin carrots, beets, rutabagas & radishes
- Inspect vegetables for aphids

FRUITS & NUTS:

- **Soil Test every 3 to 5 years**
- Prune apple trees after all the leaves have fallen
- **DO NOT** prune peach trees
- Rake leaves from around fruit trees & compost or destroy



OCTOBER

Ornamentals:

- Spray shrubbery to control tea scale with systemic insecticide
- Collect leaves for mulch
- Plant shrubbery and trees
- **Soil Test every 3 to 5 years**



Turf:

- Plant rye grass as over seeding for existing lawns
- Soil Test and lime if required
- Apply pre-emergence herbicide for winter weed control in early October if not applied in September
- **Soil Test every 3 to 5 years**

Flowers:

- Divide and transplant day lilies and liriopse
- Cut back faded annual flowers
- Plant fall bulbs in late October
- Dig caladium tubers before frost
- Plant pansies, violas, ornamental cabbage and kale at mid to late October

Houseplants:

- Fertilize monthly

Vegetables:

- Destroy old crops as soon as harvest is completed to help reduce establishment of future disease, insect and weed problems
- Spray cabbage, broccoli, cauliflower & collards with Thuricide to control caterpillars
- Begin making a compost pile
- **Soil Test every 3 to 5 years and lime if necessary**

Fruits & Nuts:

- Apply lime to fruit trees if needed
- **DO NOT** prune peach and plum trees
- **Soil Test every 3 to 5 years**



MARCH



Ornamentals:

- Complete pruning for shape
- Prune overgrown shrubbery
- Plant, fertilize and mulch shrubbery

Turf:

- Apply pre-emergence herbicides, if not applied in February. Do not use 'weed and feed'
- Delay fertilizing bermuda, zoysia and St. Augustine until soil temperature reaches 65° (about mid-April)
- Don't fertilize Centipede until May 1.
- Top dress lawns, using organic sand mix, do not use pure sand

Flowers:

- Fertilize bulbs & remove dead flower heads
- Fertilize roses
- Prepare plan for spring and summer plantings of annuals
- Plant perennials and hardy annuals
- Prune butterfly bush to 1/3 original size to promote growth

Houseplants:

- Fertilize houseplants monthly
- Repot houseplants where needed

Vegetables:

- Prepare soil for vegetable garden
- Bed sweet potato plants for slips
- Cultivate weeds after emergence
- Plant sweet corn at end of month



Fruits & Nuts:

- Do not spray fruit trees with products containing insecticides during bloom
- Fertilize fruit trees
- Plant strawberries
- Spray apple and pear trees for fire blight with agricultural streptomycin when in bloom
- Prune fig trees in late March
- Fertilize pecan trees with in mid-late March with fertilizer containing zinc

APRIL



Ornamentals:

- Prune flowering shrubbery such as quince, azaleas, spirea & forsythia after they have finished blooming
- Check junipers, cedars & arborvitae for bagworms
- Check shrubbery for tea scale and control if necessary
- Check azaleas for lace bugs and control if necessary
- Check gardenias for whiteflies
- Apply systemic insecticide as soil drench on crape myrtles for bark scale.

Turf:

- Establish Centipede, Zoysia, Bermuda & St. Augustine lawns
- Fertilize Zoysia, Bermuda & St. Augustine lawns in mid April
- Sod or sprig grasses
- Avoid post emergence weed control during spring greenup.
- Watch for signs of disease and winter kill
- Inspect irrigation system to make sure it is functioning properly

Flowers:

- Plant summer flowering bulbs
- Prepare beds for annual flowers
- Fertilize roses
- Divide perennials



Houseplants:

- Fertilize at two week intervals
- After the last frost, move your houseplants outside

Vegetables:

- Plant tomatoes, beans, cucumber, squash, butter peas, eggplants, peppers and southern peas
- Wait until late month to plant okra, peanuts, and sweet potatoes

Fruits & Nuts:

- Thin fruits if set is too heavy
- Remove strawberry flowers on plants set this spring.
- Wait until next year for harvest
- Stay on Cooperative Extension spray program for disease and insect control. Follow label for proper use
- Fertilize pecan trees, if not done in March

SEPTEMBER

Ornamentals:

- Prune shrubbery for shape only
- Plant camellia & southern magnolia seeds as their pods break open
- Begin gibbing camellias in early September
- **Soil Test every 3 to 5 years**



Turf:

- Check lawns for disease, treat with recommended pesticide
- Apply pre-emergence herbicide in late September
- **Soil Test every 3 to 5 years**
- Treat fire ants
- Make **LAST** application of lawn fertilizer **NO LATER THAN** September 15th

Flowers:

- Fertilize roses early in the month, this is the last application until spring
- Divide and transplant day lilies and irises
- Start pansies and gloriosa daisy from seed
- Delay planting pansies outside until October

Houseplants:


- Fertilize monthly
- Check for insects
- Begin to acclimate outside plants for moving indoors in late September
- Repot overgrown houseplants

Vegetables:

- Continue planting fall vegetables
- Store cabbage, onions, potatoes, etc., properly for over wintering
- Plant cover crop of rye on unused garden plots
- **Soil Test every 3 to 5 years**

Fruits & Nuts:

- Fertilize strawberries early in the month. Divide and reset plants
- **Soil Test every 3 to 5 years**



AUGUST

Ornamentals:

- Watch for bagworms on junipers & other narrow leaf evergreen shrubs
- Fertilize hollies if berry set is heavy
- Prune shrubbery. **DO NOT PRUNE** azaleas and camellias now
- Remove old crape myrtle flowers as soon as their color fades
- Scout for spider mites
- Scout azaleas for lace bugs. Treat systemically if needed.



Turf:

- Water during extreme drought
- Fertilize lawns if needed
- Control disease and insects
- Replace dead patches in lawn if necessary
- Scout for chinch bugs in St. Augustine grass

Flowers:

- Continue to spray roses for insect & disease control at weekly intervals
- Fertilize roses
- Stake dahlias
- Check marigolds for mites
- Renew mulches in flower beds
- Plant iris



Houseplants:

- Fertilize at two week intervals

Vegetables:

- Plant cabbage seeds, collard seeds, beet seeds, broccoli seeds, bush snap beans, Chinese cabbage, turnips, kale & mustard

Fruits & Nuts:

- Prune out old fruiting canes in blackberries
- Fertilize peach trees in late August
- Continue disease spraying



MAY



Ornamentals:

- Plant shrubbery, but plan to water regularly
- Mulch shrubbery & trees but don't over mulch; 2-4 inches deep is sufficient, keep mulch at least 6" off the base of the plant
- Check all shrubbery for insect infestations and treat with recommended insecticide, if necessary
- Fertilize shrubbery
- Remove suckers on trees
- Spray gardenias to control white flies and sooty mold
- Watch for development of powdery mildew on crape myrtle & dog-woods. Apply fungicide

Turf:

- Plant grass seed
- Fertilize Centipede grass after complete green up
- Sod Centipede, Zoysia, Bermuda and St. Augustine lawns
- Check lawns for disease & insect problems
- Treat for fire ants, baits are best
- Core aerate lawn
- Begin scouting for chinch bugs

Flowers:

- Prune climbing roses after they bloom
- Plant dahlias & other summer flowering bulbs
- Plant annuals
- Fertilize roses

Houseplants:

- Fertilize at two week intervals
- Repot houseplants that need it

Vegetables:


- Plant all warm season vegetables

Fruits & Nuts:

- Thin fruit on fruit trees
- Continue to spray for insects and disease



JUNE



Ornamentals:

- Prune azaleas and camellias in early June
- Spray crape myrtles with insecticides for aphid control
- Take cuttings of broad-leaf evergreen and deciduous shrubbery for rooting
- Do "touch up" pruning when new shrubbery growth reaches twelve inches
- Scout for lace bugs, whiteflies, and aphids

Turf:

- Plant grass where needed
- Fertilize lawns if needed
- Apply second application of pre-emergence herbicide for crabgrass and broad-leaf weed control
- Check lawn for disease and insect damage
- Treat for mole crickets in mid June to early July
- Scout for chinch bugs in St. Augustine lawns

Flowers:

- Continue to plant marigolds, zinnias, salvia, annual vinca, begonias, and dahlias
- Pinch terminals of flowers to promote branching
- Spray roses for insect and disease control
- Fertilize roses



Houseplants:

- Fertilize at two week intervals
- Clean houseplants that have become dusty

Vegetables:

- Harvest vegetables at peak quality
- Make a second planting of beans, sweet corn, squash, okra, & cucumbers
- Spray tomatoes with calcium chloride to correct blossom end rot
- Fertilize tomatoes every four to six weeks

Fruits & Nuts:

- Thin fruit where set is too heavy
- Make second application of fertilizer to blackberries and apples
- Spray fungicide for disease prevention & control
- Apply insecticide where needed or on a schedule

JULY



Ornamentals:

- Fertilize shrubbery
- Divide and transplant liriopse
- Watch shrubbery carefully for water stress, keep adequate water applied, water shrubbery under trees more often
- Check shrubbery for insects and control where necessary
- Check gardenias for whiteflies

Turf:

- Fertilize lawns if needed
- Treat for mole crickets by July 4th
- Scout for chinch bugs in St. Augustine lawns
- Spray iron on centipede
- Watch for fall army worms in bermuda
- Keep lawn mower blades sharp
- Mowing height for turfgrass varieties:
 - Centipede - 1-2 inches
 - Zoysia - 0.5-2 inches
 - Bermuda - 0.5-2 inches
 - St. Augustine - 2-3 inches



Flowers:

- Remove spent flower heads on annuals
- Fertilize annuals and perennials
- Seed biennials and perennials
- Fertilize roses

Houseplants:

- Fertilize at two week intervals

Vegetables:

- Plant beans during the first half of month for continued production
- Prepare fall garden plan

Fruits & Nuts:

- Continue timely application of insecticides and fungicides