

A Recipe for GREAT SPEECHES using the

HAMBURGER

Graphic Organizer

STEPS TO A GREAT PRESENTATION

1

Select your topic -
something that
interests you

2

Gather the information
you want to give your
audience

3

Organize it in the proper
format (introduction,
body, conclusion)

4

Practice to become familiar
with your subject



FIRST STEP: SELECT YOUR TOPIC



ATHENS-CLARKE COUNTY 4-H

Project Fun Day (CPA)


Saturday, February 21, 2026
at ACC Extension Facility

District Project Achievement

Saturday, March 21, 2026
at S. Jackson Elementary School

2025-2026 Cloverleaf Project Listing

- | | |
|--|--|
| 1. Agricultural Awareness | 34. Historic People |
| 2. Archaeology | 35. Horse |
| 3. Arts | 36. Housing |
| 4. Beef Cows | 37. Human Development |
| 5. Bicycle | 38. Interior Design |
| 6. Cat Care | 39. International |
| 7. Clothing & Textiles | 40. Life Science |
| 8. Communications | 41. Marine & Coastal Ecology |
| 9. Companion and Specialty Animals | 42. Ornithology (birds) |
| 10. Computer Information Technology | 43. Outdoor Recreation |
| 11. Crafts | 44. Outdoor Survival Skills |
| 12. Creative Stitchery* | 45. Paleontology |
| 13. Current People, Places, and Events | 46. Performing Arts – General* |
| 14. Dairy Cows | 47. Performing Arts – Instrumental* |
| 15. Dairy Foods | 48. Performing Arts – Vocal* |
| 16. Dog Care & Training | 49. Photography & Videography |
| 17. Earth & Space Science | 50. Physical Sciences |
| 18. Engineering & Mechanics | 51. Plants, Soils & Fertilizers |
| 19. Entomology (insects) | 52. Swine |
| 20. Environmental Science | 53. Poultry |
| 21. Etiquette & Travel | 54. Public Speaking* |
| 22. Flowers, Shrubs, & Lawns | 55. Rabbits |
| 23. Food for Health & Sport | 56. Robotics |
| 24. Food Safety & Pres | 57. Safety |
| 25. Food Lab: Between Meal Snacks* | 58. Sheep & Meat Goats |
| 26. Food Lab: Food Fare* | 59. Sports – Individual |
| 27. Forestry and Wood Science | 60. Sports – Team |
| 28. Fresh Water Fish & Shell | 61. Target Sports |
| 29. Fruits, Veg, & Nuts | 62. Time & Money Management |
| 30. General Recreation | 63. Veterinary Science |
| 31. Health | 64. Wildlife |
| 32. Herpetology | 65. Workforce Preparation & Career Development |
| 33. Historic Places and Events | |




SECOND STEP: GATHER INFORMATION

- reliable websites
- books
- newspaper articles
- magazines (Ex: National Geographic)
- Interview experts on the topic



THIRD STEP: ORGANIZE INFORMATION



Introduction

Body Paragraph #1

Body Paragraph #2

Body Paragraph #3

Conclusion



BUILDING YOUR SPEECH

THE TOP BUN - INTRODUCTION

Hook

Grab the reader's attention
(question, fact, quote).

Topic Sentence

Tell your audience who you are and
what you're going to talk about.


Overview

Preview key points (at least 3) that
are to be discussed.



THE MEAT- BODY PARAGRAPHS

Topic Sentence



Topic of your speech

THE FiLLINGS - BODY PARAGRAPHS

Supporting Idea #1



Add details!

Supporting Idea #2



Use examples!


Supporting Idea #3



Give facts!


THE BOTTOM BUN - CONCLUSION


- Restate the topic sentence
- Summarize key points from body paragraphs (one sentence each)
- Closing Sentence



USE VISUAL AIDS!!!!

- Visuals can help your audience understand your topic
- Examples of visuals:
 - posters
 - pictures
 - items
 - showing them how to do something






FiNAL STEP: PRaCTice!!!

- know your information
- practice pronunciation
- speak clearly and project your voice
- stand tall and straight
- make eye contact with audience
- use note cards
- use/interact with visual aids



SPEECH ACTIVITY: YOUR TURN TO TRY!



Write 5 or more sentences about one of the assigned topics:

1 Introduction sentence
3+ Body sentences
1 Conclusion sentence

Share with the class!



TOPICS:


1. Teach us how to tie our shoes
2. Tell us about your favorite sport
3. Teach us how to make a sandwich
4. Tell us about your favorite holiday
5. Teach us how to brush our teeth



COUNTY PROJECT ACHIEVEMENT

Saturday, February 21 at 9:30am-12pm

Athens-Clarke County Extension Office



- To compete in this activity, students can sign up in their classroom or have Parent contact Ms. Conway at ebarber@uga.edu
- Students will choose a topic from the list, prepare an informative presentation with visuals and then present speech at the Extension office on February 21
- Winners from the CPA competition in February may compete at District Project Achievement (DPA) in Jackson County on March 21
- Only students who participate at the district competition (DPA) in March may apply for the need-based scholarships to reduce the cost of 4-H Summer Camp held at Rock Eagle in June.

PUMPKIN CARVING CONTEST

- Submit a picture of your creation in the 4-H Pumpkin Carving/Art contest to be eligible to win prizes!!
- You may carve or paint a design on your pumpkin. Take a photo of your pumpkin design and e-mail it to us. Please put "pumpkin" in the subject line and your name, school and teacher.
- Share your photos with Ms. Conway at ebarber@uga.edu
- Photos must be received by October 24th

(More details in October 4-H Newsletter)





PEANUT BUTTER SANDWICH RECIPE CONTEST!


If you love peanut butter sandwiches, this contest is for you! Being as creative as possible and following the simple rules listed below, you can win a prize!


1. Using peanut butter and any edible ingredients, write a recipe for a peanut butter sandwich. The recipe must include a title, list of ingredients, and instructions on how to make your sandwich.
2. Following your recipe, make your sandwich!
3. Next, have someone taste your sandwich and have them write a brief description or make comments about your sandwich.
4. Bring your Recipe and Tasters comments to school; you can also e-mail to ebarber@uga.edu
5. Be sure to put your NAME on your recipe due before your November 4-H school meeting.

Categories to be Judged: Most Nutritious, Most Unusual, Most Creative & Overall Winner

ALUMINUM CAN TABS FOR RONALD MCDONALD HOUSE CHARITY

- Over the past 20 years, 4-H'ers across Georgia have collected over 200,000 pounds of pop tabs contributing more than \$150,000 to the Ronald McDonald House Charity.
- Ronald McDonald houses serve sick children and their families while they are away from home receiving medical treatment.
- Snap the tab off and bring to your school to help with this project. Be sure to recycle the rest of the can too!

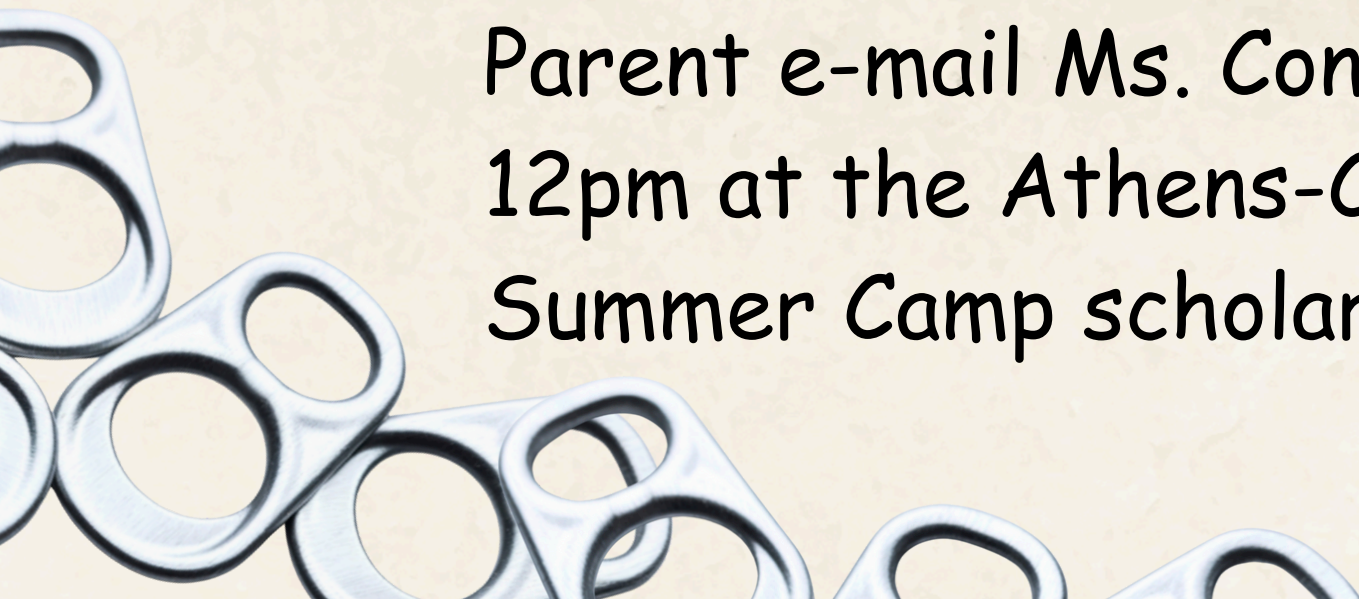




UPCOMING 4-H ACTIVITIES:



- **Pumpkin Carving/Design Contest:** Share your photos with Ms. Conway at ebarber@uga.edu; Photos must be received by October 24th
- **Peanut Butter Sandwich Recipe Contest:** Recipe and Tasters comments due at school before November 4-H meeting
- **County Project Achievement (CPA):** Sign up with Teacher or have Parent e-mail Ms. Conway; Saturday, February 21st from 9:30am-12pm at the Athens-Clarke County Extension Office; First step in Summer Camp scholarship process



4-H PLEDGE

I pledge:

my HEAD to clearer thinking

my HEART to greater loyalty

my HANDS to larger service and

my HEALTH to better living

for my club, my community, my country and my world!



UNIVERSITY OF GEORGIA
EXTENSION
Athens-Clarke County

