

# Steps for a Great Presentation

Project Achievement Video: <https://www.youtube.com/watch?v=9jhfxp17gxl>



- **Select** your topic – something that interests you
- **Gather** the information you want to give your audience
- **Organize** it in the proper format (introduction, body, conclusion)
- Will a poster or other **visual aid** help your audience understand your subject?
- **Practice** to become familiar with your subject



# Select your topic – something that interests you

1. Agricultural Awareness
2. Archaeology
3. Arts
4. Beef
5. Between Meal Snacks
6. Bicycle
7. Cat Care
8. Clothing and Textiles
9. Communications
10. Companion and Specialty Animals
11. Computer Information and Technology
12. Crafts
13. Creative Stitchery
14. Current People, Places, and Events
15. Dairy
16. Dairy Foods
17. Dog Care & Training
18. Engineering & Mechanics
19. Entomology
20. Environmental Science
21. Flowers, Shrubs, & Lawns
22. Food Fare
23. Food for Health & Sport
24. Food Safety & Pres
25. Forestry, Wood Science
26. Fresh Water Fish & Shell
27. Fruits, Veg, & Nuts
28. General Recreation
29. General Science
30. Geology
31. Health
32. Herpetology
33. Historic Places and Events
34. Historic People
35. Horse
36. Housing
37. Human Development
38. Interior design
39. International
40. Marine & Coastal Ecology
41. Outdoor Recreation
42. Outdoor Survival Skills
43. Paleontology
44. Performing Arts - General\*
45. Performing Arts-Instrumental\*
46. Performing Arts – Vocal\*
47. Photography and Videography
48. Plants, Soils, & Fertilizers
49. Poultry
50. Public Speaking
51. Rabbits
52. Robotics
53. Safety
54. Sheep & Meat Goats
55. Sports- Individual
56. Sports Team
57. Swine
58. Target Sports
59. Time & Money Management
60. Veterinary Science
61. Wildlife
62. Workforce Preparation & Career Development





# Gather the information you want to give your audience


- Reliable websites
- Books
- Newspaper articles
- Magazines Ex. National Geographic
- Interview expert on topic



©Toons4Biz \* illustrationsOf.com/7803



# Building Your Speech



- **Introduction** – tell your audience who you are and what you’re going to talk about.
- **Body** – Give your audience the facts about your topic and arrange in a logical order. You should have at least three main ideas/facts that you develop into paragraphs.
- **Conclusion** – Summarize your main points, refer back to the opening question or statement.

# Something to See?



- **Visuals** can help your audience understand your topic
- Posters
- Pictures
- Items
- Showing how to do something



# Practice!!

- Know your information
- Make sure you can pronounce all words correctly
- Speak so that everyone in the room can hear and understand what you are saying
- Stand tall and straight
- Make eye contact with your audience/do not turn your back to the audience
- Use note cards
- Use or interact with your visual aids




# Short Presentation Time!

- Get Assigned Topic Below
- Write 5 (or more) sentences about it:
  - 1 **Introduction** Sentence
  - (3 or more) **Body** Sentences
  - 1 **Conclusion** Sentence
- Say it to class

## Write about one of these topics assigned below

1. Teach us how to tie our shoes
2. Tell us about your favorite sport
3. Teach us how to make a sandwich
4. Tell us about your favorite holiday
5. Teach us how to brush our teeth






# Project Fun Day! (CPA)

Saturday, February 8 at 9:30am-12pm

ACC Extension Facility

- To compete in this activity, students can sign up in their classroom or have Parent contact Ms. Conway at [ebarber@uga.edu](mailto:ebarber@uga.edu)
- Students will choose a topic from the list, prepare an informative presentation with visuals and then present speech at the 4-H Extension Facility on February 8
- Winners from the CPA competition in February may compete at District Project Achievement (DPA) in Jackson County on March 22
- Only students who participate at the district competition (DPA) in March may apply for the need-based scholarships to reduce the cost of 4-H Summer Camp held at Rock Eagle in June.







# Pumpkin Carving/Design Contest

**Submit a picture** of your creation in the 4-H Pumpkin Carving/Art contest to be eligible to win prizes. You may carve or paint a design on your pumpkin. Take a photo of your pumpkin design and have your **parent or teacher** e-mail it to us. Please put “pumpkin” in the subject line and your name, school and teacher.

Share your photos with Ms. Conway at [ebarber@uga.edu](mailto:ebarber@uga.edu)  
Photos must be received by **October 25**  
(Details in October 4-H Newsletter)





# Peanut Butter Sandwich Recipe Contest!



If you love peanut butter sandwiches, this contest is for you! Being as creative as possible and following the simple rules listed below, you can win a prize!

1. Using peanut butter and any edible ingredients, write a recipe for a peanut butter sandwich. The recipe must include a title, list of ingredients, and instructions on how to make your sandwich.
2. Following your recipe, make your sandwich!
3. Next, have someone taste your sandwich and have them write a brief description or make comments about your sandwich.
4. Bring your Recipe and Tasters comments to school; you can also e-mail to [ebarber@uga.edu](mailto:ebarber@uga.edu)
5. Be sure to put your NAME on your recipe due before your November 4-H school meeting.

Details in October 4-H Newsletter

Categories to be Judged:

Most Nutritious, Most Unusual, Most Creative & Overall Winner





# Aluminum Can Tabs for Ronald McDonald House Charity

- Over the past 20 years, 4-H'ers across Georgia have collected over 250,000 pounds of pop tabs contributing more than \$175,000 to the Ronald McDonald House Charity.
- Ronald McDonald houses serve sick children and their families while they are away from home receiving medical treatment.
- Snap the tab off and bring to your school to help with this project. Be sure to recycle the rest of the can too!





## Upcoming 4-H Activities



- **Pumpkin Carving/Design Contest**: Share your photos with Ms. Conway at [ebarber@uga.edu](mailto:ebarber@uga.edu); Photos must be received by October 25
- **Peanut Butter Sandwich Recipe Contest**: Recipe and Tasters comments due at school before November 4-H meeting
- **County Project Achievement (CPA)**: Sign up with Teacher or have Parent e-mail Ms. Conway; Saturday, February 8 at 9:30am-12pm at ACC 4-H Extension Facility; First step in Summer Camp scholarship process



# 4-H Pledge



I pledge:

my HEAD to clearer thinking

my HEART to greater loyalty

my HANDS to larger service and

my HEALTH to better living

for my club, my community, my country and  
my world

