



4-HERS AT WORK

Assembly Line Cars




ASSEMBLY LINES

● ASSEMBLY LINE

- A process by which an item is assembled in steps of a specific order
- Created by Henry Ford during the Industrial Revolution
- Each employee **specializes** in a certain task or skill to get the job done faster

● SPECIALIZATION

The act of concentrating on and becoming expert in a specific subject or skill





BEFORE WE BEGIN

FIND YOUR SPECIALIZATION!

Break into groups and
assign everyone a number



EMPLOYEE 1:

Auto-Body Assembler

(Fold the box)



EMPLOYEES 2 AND 3:

Wheel Assemblers

(Attach the wheels to the axels)



EMPLOYEE 4:

Consolidator

(Attach the axels to the box)





EMPLOYEES 5 AND 6:

Motor Builders

(Attach the wires to the motor)

Black wire on the right, red wire on the left!!!!




EMPLOYEE 7:

Attachment Supervisor

Attach the tape to the mount and the bottom of the battery pack

Attach the fan to the motor

Make sure switch is off!!!



EMPLOYEE 8:

Electrical Installer

(Put the batteries in the battery pack)



EMPLOYEES 9 AND 10:



Mechanics

Remove the piece on the tape for the battery pack
Attach the battery pack to the box (look at the pictures)

Add the motor to the box, tape down the wires

Make the fan is not hitting any wires!!!

Put a piece of tape across the motor to help it stay in place



EMPLOYEE 11:

Quality Control

- 1. Flip the switch on the cars to be sure it runs AND the propeller doesn't hit wires or other parts of the car**
- 2. Line up the car and get it ready to race!**



LET'S RACE!!!

