



# All About 4-H Cloverleaf Project Achievement

Bulloch County 4-H | 912-871-6130 | lauren4h@uga.edu | 151 Langston Chapel Rd, Statesboro, GA

## What is

### Project Achievement?

**4-H Project Achievement is like "Show & Tell" for 5th and 6th grade 4-H'ers. You get to talk about ANYTHING that you are interested in and share your interests with others.**

Step 1: Pick a Project

Step 2: Create your 4-H Presentation. A completed project includes a SPEECH & VISUALS (Google Slides, Posters, or Tri-fold display)

Step 3: Present your project presentation at Cloverleaf Project Achievement on March 10th (5:00-7:30pm @ JPB). All participants are also eligible to compete at the larger OPTIONAL District Contest in Candler County on March 22nd.

NOTE: All contest participants will get the opportunity to sign up for 4-H Summer Camp EARLY!!!

## Important Dates:

NOW-February 28:

Sign up to compete at 4-H Cloverleaf Project Achievement .  
Call 912-871-6130 or email lauren4h@uga.edu

January-February:

Work on creating your project! The 4-H Office is available to help with both speech and visuals--just call for an appointment!

Bulloch Cloverleaf Project Achievement

March 10th @ JPB:

Project Achievement will be on March 10th from 5:00-7:30pm at JPB.

OPTIONAL District Project Achievement

March 22nd @ Candler County

All Bulloch Project Achievement participants are also eligible to compete at the larger District contest. Sign up before 2/28. Travel Details will be shared with all 4-H'ers who sign up to participate in the District Contest.

EARLY CAMP SIGN UP:

All 4-H'ers who participate in the Bulloch County 4-H Cloverleaf Project Achievement will get to sign up for 4-H Summer Camp EARLY. Early camp sign up will take place at project achievement. This means no waiting in long camp signup lines AND no worrying about not getting a spot at 4-H camp.

## Questions???

Contact the Bulloch County 4-H Office

Lauren Boykin, 4-H Agent

151 Langston Chapel Road, Suite 600  
Statesboro, GA 30458

912-871-6130  
lauren4h@uga.edu

**We want ALL 5th & 6th Grade 4-H'ers to participate in Cloverleaf Project Achievement and HAVE FUN!**



An Equal Opportunity, Affirmative Action, Veteran, Disability Institution



# Create a Blue Ribbon Worthy 4-H Project Presentation



## Pick Your Topic & Project Category

Step 1 is to decide what your project will be about! There are 50+ project categories to choose from. Select a general project area, then decide on a specific topic to discuss.  
*Example: A presentation about "How to Play Soccer" would be in the "Sports-Team" project area.*

Read Project Category Descriptions/Objectives on GA 4-H Website

(<https://tinyurl.com/Cloverleaf4HProjects>)




Agricultural Awareness	Geology
Archaeology	Health
Arts	Herpetology
Beef	Historic Places and Events
Between Meal Snacks	Historic People
Bicycle	Horse
Cat Care	Housing
Clothing & Textiles	Human Development
Communications	Interior Design
Companion and Specialty Animals	International
Computer Information Technology	Marine & Coastal Ecology
Crafts	Outdoor Recreation
Creative Stitchery	Outdoor Survival Skills
Current People, Places, and Events	Paleontology
Dairy	Performing Arts - General
Dairy Foods	Performing Arts - Instrumental
Dog Care & Training	Performing Arts - Vocal
Engineering & Mechanics	Photography and Videography
Entomology	Plants, Soils & Fertilize
Environmental Science	Swine
Flowers, Shrubs, & Lawns	Poultry
Food Fare	Public Speaking
Food for Health & Sport	Rabbits
Food Safety & Pres	Robotics
Forestry, Wood Science	Safety
Fresh Water Fish & Shell	Sheep & Meat Goats
Fruits, Veg, & Nuts	Sports - Individual
General Recreation	Sports - Team
General Science	Target Sports
	Time and Money Mgmt
	Veterinary Science
	Wildlife
	Workforce Preparation & Career Development


Select a project category, narrow down to a specific topic, then research your topic (online search, library resources, magazines, talking to experts, etc.). Make sure that all of your sources are reliable.


## 4-H Project Needs Speech + Visual Aids

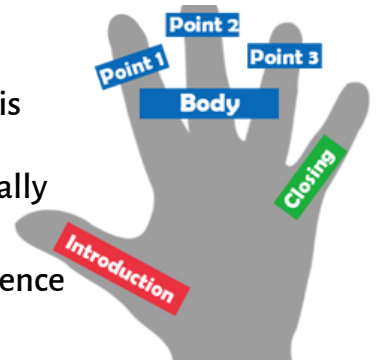
Speech should be 3-5 minutes long!

### 3 parts to a 4-H Speech: Introduction, Body, Closing:

 **Introduction:** hook your audience, introduce yourself, tell what your topic is

 **Body:** 3 big points that you will share facts about, describe things logically

 **Closing:** summarize 3 big points, refer back to your hook, and leave the audience wanting to learn more!



## Design your Slides/Posters

Your Visuals may be in the form of Google Slides, PowerPoint Slides, Poster Boards, or a Tri-Board display. Make sure your key points are shared on your visuals. If you need help making your visual aids, please call the 4-H Office!  
 We can help with Slides, PPT, and posters for free!

**Title Slide/Poster**

**Main Idea #1**

**Main Idea #2**

**Main Idea #3**

**\*\*\*Tip:** Design your slides/posters with pictures of your topic and facts from your speech. Don't put too many words on your slides/posters and make sure the words are easy to read!