




THE UNIVERSITY OF GEORGIA
COOPERATIVE EXTENSION
Colleges of Agricultural and Environmental Sciences & Family and Consumer Sciences

Georgia 4-H Horse Project



Level 2 The Intermediate Horseman



Table of Contents

Introduction	3
Instructions	3
Requirements	3
Required Elements:	
Experience	4
Horse-related activities	4
Equine Industry Knowledge	4
4-H Knowledge/Participation.....	5
Safety	5
Identification	6
Health/Hoof care	9
Feeding	11
Record-keeping	13
Riding Record	14
Riding/Handling Test	14

Introduction/Objectives

The Horse Project is designed as a tool for 4-H members to learn about horse care and handling, and the equine industry in general, through hands-on activities designed to develop skills not only in horsemanship and equine handling, but also in leadership, communication, decision-making and personal management. The steps involved in completing the series of three manuals allow the 4-H member to learn safety precautions related to horse handling, horsemanship skills, proper care, and responsibility, as each member is required to participate in the daily handling and management of the project horse or pony.

The activities outlined in the manuals include service activities on the club and community levels, which encourage both continued participation in 4-H and the development of leadership skills which can be carried beyond the scope of the Horse project and the Georgia 4-H program.

Instructions/Procedures

Each manual contains a set of questions and problems which must be answered/solved in order to demonstrate the knowledge that the 4-H'er gains through the research performed during the completion of the manual. Various activities are required, completion of which must be documented by the 4-H'er and signed by an adult leader. Progression through the series of manuals guides the 4-H'er through an increasing level of difficulty in both horse handling skills and knowledge of the equine industry.

A qualified horse club leader or agent must sign each manual, indicating that activities have been performed, and that questions have been answered correctly. A completed manual is considered to be one which has been completely filled out, with at least 80 percent of questions answered correctly. Completion of the Novice Horsemanship Manual is required in order for a 4-H'er to compete at the State 4-H Horse Show, and is required in order to advance to the Intermediate Horseman Manual. Completion of the Intermediate Horseman Manual is required in order to progress to the Master Horseman Manual. Completion of the Master Horseman Manual entitles the 4-H'er to Master 4-H'er status and is considered the culmination of years of hard work by the 4-H'er within the Horse project, and is a very high honor.

Any questions relative to the content or requirements within a manual should be directed either to the State 4-H Livestock Office or to an Equine Specialist within the University of Georgia's Animal Science Department.

Requirements

In order to receive the certificate of completion for each manual, a student is required to:

- be a member of a 4-H club within the state of Georgia.
- be responsible for the care of a horse, either owned or leased by the 4-H'er.
- have access to proper equipment and tack in good, safe working condition.
- wear proper, safe attire for every instance of handling and riding demonstrations.
- demonstrate humane handling of the horse at all times.
- complete all requirements of the manual to the satisfaction of the 4-H leader, agent, and/or State Extension Equine Specialist.
- submit completed manual to the county 4-H office.

Level 2 Intermediate Horseman project

Experience

You must be responsible for the primary care (feeding, watering, grooming, stall cleaning and exercise) of your project horse for a period of at least 120 days (**in addition to the 90 days required in the Novice Horseman Manual**).

Please sign below signifying that you have completed this requirement, and please have an adult 4-H leader, 4-H agent, or barn manager sign as a witness to you're your performance of this task.

4-H'er signature

Adult Witness signature

Horse-related activities (must perform 3 out of 4)

- Observe a veterinarian give a shot. In the space below, list the name of the medication or vaccination, the purpose for giving the shot, the date observed, and the injection site on the horse's body.
- Attend a clinic (outside your 4-H club) on horsemanship, nutrition, health, or other horse-related topic. In the space below, briefly describe what you learned.
- Interview an equine professional about his/her job (at least five questions). In the space below, list the name of the professional, his or her profession, and brief description of what you learned from the interview.
- Observe a farrier trimming and/or shoeing a horse. In the space below, list the date, what type of shoes were used (if any), the method of shoeing, and what tools were used.

Equine Industry Knowledge

List at least five equine-related careers.

1. _____
2. _____
3. _____
4. _____
5. _____

Choose one of these careers, and write a report on it (at least two pages, typed and double-spaced); include what the job involves, what kind of training/education is required, and any professional associations/organizations that are associated with it.

4-H Knowledge/Club Participation

Please perform at least 3 of the following options, indicating with a check mark the ones which you have completed. Please have your 4-H leader sign below, indicating that you have satisfactorily completed the three tasks.

- Plan and lead a horse-related activity for your club (game, song, craft, etc.).
- Recruit two new members for your club.
- Help organize a 4-H trail ride.
- Present a demonstration to a group other than your 4-H club.
- Help organize and/or participate in a community service project.
- Help organize a tour of a horse farm for your club.
- Serve as a host/hostess for a club meeting; welcome everyone and help them find seats.
- Secure a guest speaker or a video for a club meeting, and introduce the presentation.
- Serve as a junior leader for a younger 4-H group.
- Work at a 4-H horse show or clinic.
- Write a news story for a local paper or radio/TV station.
- Participate in a horse quiz bowl or judging contest.

4-H Leader signature

Safety

List at least five things you can do to either prevent a horse from being stolen, or aid in finding/identifying it in the event of a theft.

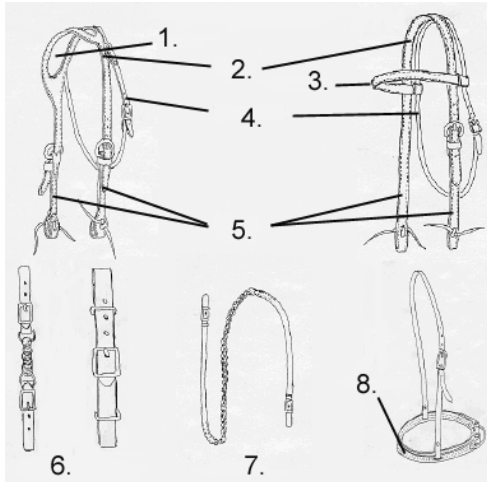
List several things which can be done to help prevent fires from being started in or around a barn.

List ten things found in nature which are toxic to horses.

Identification

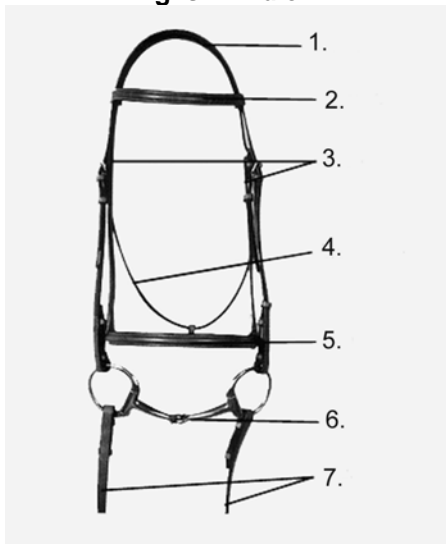
Label the parts of the bridles pictured below.

Western Headstall



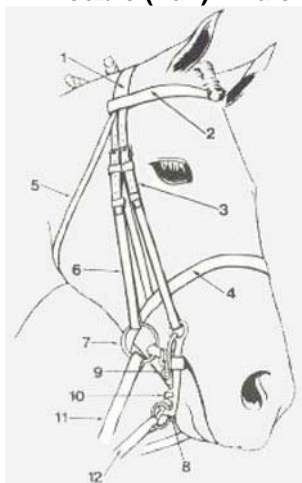
1. _____
2. _____
3. _____
4. _____
5. _____
6. _____
7. _____
8. _____

English Bridle



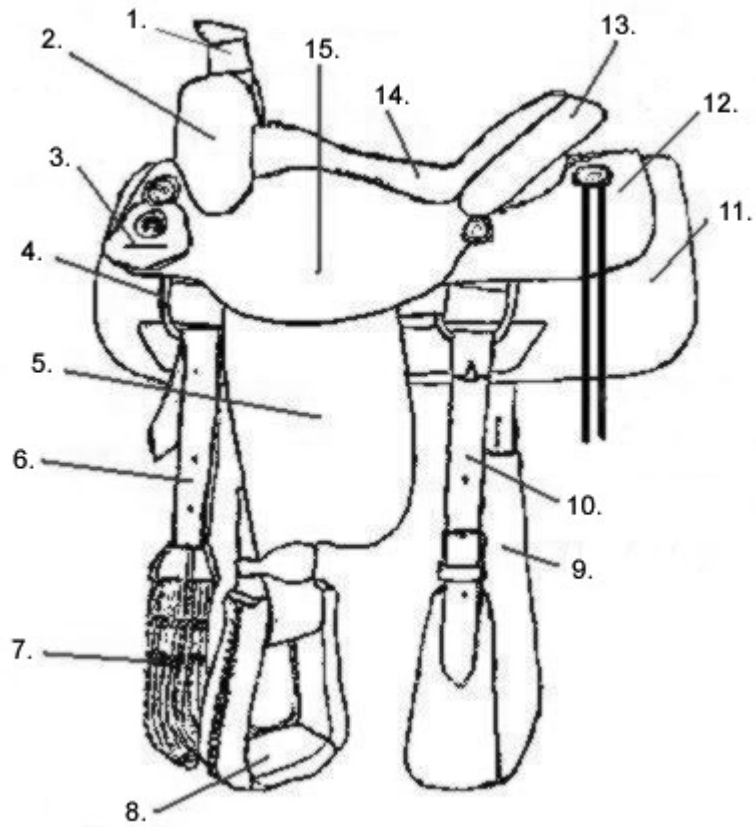
1. _____
2. _____
3. _____
4. _____
5. _____
6. _____
7. _____

Double (Full) Bridle

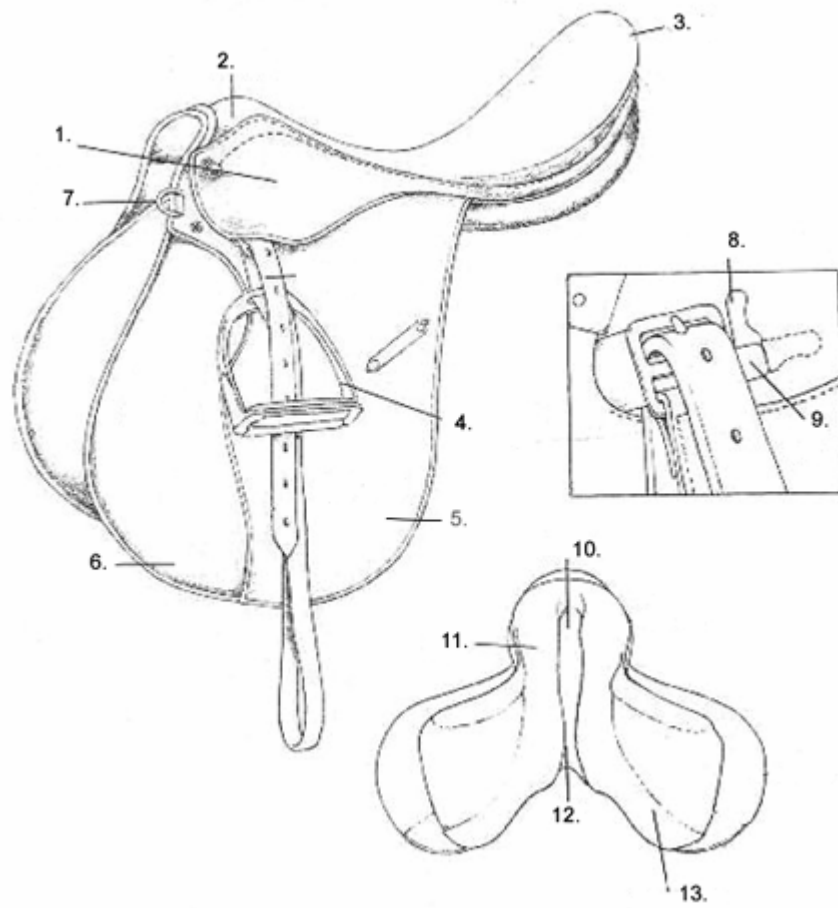


1. _____
2. _____
3. _____
4. _____
5. _____
6. _____
7. _____
8. _____
9. _____
10. _____
11. _____
12. _____

Label the parts of the saddles pictured here.



1. _____
2. _____
3. _____
4. _____
5. _____
6. _____
7. _____
8. _____
9. _____
10. _____
11. _____
12. _____
13. _____
14. _____
15. _____



1. _____
2. _____
3. _____
4. _____
5. _____
6. _____
7. _____
8. _____
9. _____
10. _____
11. _____
12. _____
13. _____

List at least four different kinds of bits, and what type of horse each may be used for. Please draw each bit in the space below.

List at least five different equine diseases. Name the symptoms/signs of each illness, the method(s) of treatment, and whether or not there is a vaccine available to prevent the disease.

Name of disease	Signs/Symptoms	Treatment	Vaccine available?

Health/Hoof Care

List at least two genetic disorders/diseases that are found in horses, and describe the problems/symptoms of each.

List at least four signs of colic. List at least three methods of treating colic.

Describe three common fore limb or hind limb issues that can cause unsoundness or lameness.

Name and describe at least one metabolic disease found in horses, and one non-infectious disease found in horses.

Define Laminitis, Heaves (COPD), EIPH, EPM, and Roaring, as they apply to horses. For each condition, either list some ways to prevent it from occurring, or ways to treat and/or maintain a horse who suffers from the condition.

Feeding

Fill in the Body Condition Score chart below, as seen in the Horse Industry Handbook, and then list which category your horse best fits into. Does your horse fit the guidelines recommended by most veterinarians/nutritionists? If not, list some things you can do to move your horse into a category that is considered healthy.

Condition	Score	Back	Ribs	Neck	Shoulder	Withers	Tailhead
	1						
	2						
	3						
	4						
	5						
	6						
	7						
	8						
	9						

Identify the types of grasses and weeds present in paddocks or pastures on your farm or another farm.

Using a feed tag taken from a bag of horse feed, discuss the feed contents with either a county agent, nutritionist, or feed store manager, and draw the feed tag in the space below. Describe some things that you discussed with the industry expert.

For the following feedstuffs, please indicate some nutrient(s) for which they are typically good feed sources (i.e. wheat germ oil is high in fat and vitamin E). Nutrients include carbohydrates, protein, fat, vitamins (list the particular vitamin), and minerals (list the particular mineral).

Feedstuff	Nutrients
Corn	
Oats	
Bran	
Beet Pulp	
Soybean Meal	
Alfalfa Hay	
Bermuda hay	
Timothy Hay	
Orchardgrass Hay	

Record-keeping

Fill in the chart below, logging the following for one year:

- Amount and cost of hay fed
- Amount and cost of grain fed
- Supplements fed and cost (including minerals, salt, other)
- Amount and cost of bedding
- Farrier costs
- Equipment, supplies, other items purchased (including but not limited to grooming supplies, halters, fly spray, etc., but not including tack)
- Veterinary supplies purchased (including vaccines if administered by someone other than vet, bandages, ointments, sprays, etc.)
- Veterinary costs (services performed by a licensed veterinarian)

Expense	Mo. 1	Mo. 2	Mo. 3	Mo. 4	Mo. 5	Mo. 6	Mo. 7	Mo. 8	Mo. 9	Mo. 10	Mo. 11	Mo. 12
Amount of Hay Fed												
Cost of Hay Fed												
Amount of Grain Fed												
Cost of Grain Fed												
Supplements Fed												
Cost of Supplements Fed												
Amount of Bedding												
Cost of Bedding												
Farrier costs												
Cost of Equipment and Supplies												
Cost of Veterinary supplies												
Other Veterinary Costs												

Riding Record

Log at least 100 hours of riding time (**in addition to** the hours logged in the Novice Horseman Manual); document the date, how much time you spent in the saddle, and the type of riding done. Please attach the log to this manual.

Riding/Handling Skills

Requirement	Date Completed	Leader's Initials
Load a horse in a trailer.		
Measure a horse's temperature, respiration rate, and heart rate.		
Clip a horse's muzzle, jaw and bridle path.		
Longe a horse at three different gaits, in each direction.		
Properly tack up a horse, including adjusting the saddle, bridle and stirrups.		
Execute a 180 degree turn in each direction, on both the forehand and haunches.		
Demonstrate either a trot and extended trot, jog and extended jog, or two different show gaits (i.e. slow rack/fast rack, flat walk/running walk, etc.).		
Perform a figure eight at the canter, lope, or appropriate fast gait, executing either a simple or flying lead change in the center, if applicable.		
Choose one of the following and perform it, according to the official guidelines of the respective organization: <ul style="list-style-type: none">○ An official NRHA pattern of your choosing.○ An official AQHA Western Riding pattern.○ The appropriate dressage test for your level (see State 4-H Horse Show rules).○ A jump course containing a minimum of eight obstacles, each to be no less than 2'3" in height and not to exceed 3'0" in height.○ A trail course set up according to AQHA guidelines, including the minimum number and type of obstacles required in the AQHA rulebook.		
Execute a 360 degree pivot on the forehand or the haunches, each direction.		
Sidepass over a rail/log at least 12 feet long.		
Drop your stirrups, and ride at least 200 feet at the sitting trot, extended jog, or appropriate intermediate gait.		
Transition from the walk to either the lope, canter or appropriate fast gait.		
Come to a complete stop from the canter, lope or appropriate fast gait.		

Learning *for* **Life**

This project manual was written by Emily B. Schattler, Extension 4-H Program Specialist. The author acknowledges the support of the UGA Equine Science faculty and Georgia 4-H Horse Advisory Committee members.

The University of Georgia and Ft. Valley State University, the U.S. Department of Agriculture and counties of the state cooperating. Cooperative Extension, the University of Georgia College of Agricultural and Environmental Sciences, offers educational programs, assistance and materials to all people without regard to race, color, national origin, age, gender or disability.

**An Equal Opportunity Employer/Affirmative Action Organization
Committed to a Diverse Work Force**

Publication #

February, 2008

Issued in furtherance of Cooperative Extension work, Acts of May 8 and June 30, 1914, The University of Georgia College of Agricultural and Environmental Sciences and the U.S. Department of Agriculture cooperating.

J. Scott Angle, Dean and Director