




THE UNIVERSITY OF GEORGIA
COOPERATIVE EXTENSION
Colleges of Agricultural and Environmental Sciences & Family and Consumer Sciences

Georgia 4-H Horse Project



Level 1 The Novice Horseman



Table of Contents

Introduction	3
Instructions	3
Requirements	3
Required Elements:	
Experience	4
Horse-related activities	4
Equine Industry Knowledge	5
4-H Knowledge/Participation	5
Safety	5
Identification	6
Health/Hoof care	9
Feeding.....	9
Record-keeping.....	10
Riding Record.....	10
Riding/Handling Test.....	11

Introduction/Objectives

The Horse Project is designed as a tool for 4-H members to learn about horse care and handling, and the equine industry in general, through hands-on activities designed to develop skills not only in horsemanship and equine handling, but also in leadership, communication, decision-making and personal management. The steps involved in completing the series of three manuals allow the 4-H member to learn safety precautions related to horse handling, horsemanship skills, proper care, and responsibility, as each member is required to participate in the daily handling and management of the project horse or pony.

The activities outlined in the manuals include service activities on the club and community levels, which encourage both continued participation in 4-H and the development of leadership skills which can be carried beyond the scope of the Horse project and the Georgia 4-H program.

Instructions/Procedures

Each manual contains a set of questions and problems which must be answered/solved in order to demonstrate the knowledge that the 4-H'er gains through the research performed during the completion of the manual. Various activities are required, completion of which must be documented by the 4-H'er and signed by an adult leader. Progression through the series of manuals guides the 4-H'er through an increasing level of difficulty in both horse handling skills and knowledge of the equine industry.

A qualified horse club leader or agent must sign each manual, indicating that activities have been performed, and that questions have been answered correctly. A completed manual is considered to be one which has been completely filled out, with at least 80 percent of questions answered correctly. Completion of the Novice Horsemanship Manual is required in order for a 4-H'er to compete at the State 4-H Horse Show, and is required in order to advance to the Intermediate Horseman Manual. Completion of the Intermediate Horseman Manual is required in order to progress to the Master Horseman Manual. Completion of the Master Horseman Manual entitles the 4-H'er to Master 4-H'er status and is considered the culmination of years of hard work by the 4-H'er within the Horse project, and is a very high honor.

Any questions relative to the content or requirements within a manual should be directed either to the State 4-H Livestock Office or to an Equine Specialist within the University of Georgia's Animal Science Department.

Requirements

In order to receive the certificate of completion for each manual, a student is required to:

- be a member of a 4-H club within the state of Georgia.
- be responsible for the care of a horse, either owned or leased by the 4-H'er.
- have access to proper equipment and tack in good, safe working condition.
- wear proper, safe attire for every instance of handling and riding demonstrations.
- demonstrate humane handling of the horse at all times.
- complete all requirements of the manual to the satisfaction of the 4-H leader, agent, and/or State Extension Equine Specialist.
- submit completed manual to the county 4-H office.

Level 1 Novice Horseman project

Experience

You must be responsible for the primary care (feeding, watering, grooming, stall cleaning and exercise) of your project horse for a period of at least 90 days.

Please sign below signifying that you have completed this requirement, and please have an adult 4-H leader, 4-H agent, or barn manager sign below indicating that you have completed this task.

4-H'er signature

Adult Witness signature

Horse-related activities (must perform at least 3 out of 4)

- Watch a movie about a horse; the movie may be a true story or fictional. In the space below, please list the name of the movie, a brief summary of the movie, and the date that you watched it.
- Read a horse-related book or an issue of a horse-related magazine. In the space below, please name the book/magazine and the date that you completed reading it, and a brief summary of what you read.
- View a video on horse care. In the space below, please name the video and the date that you watched it, and in the space below, summarize the information that the video contained.
- Tour a horse farm – name the farm and the date that you visited it. In the space below, describe the farm (such as how many acres, what type of barn if any, how many stalls the barn contains, how many horses live on the farm, how many people live or work on the farm, and what kind of feed and hay the horses are fed).

Equine Industry Knowledge

List ten different breeds of horses.

- | | |
|----------|-----------|
| 1. _____ | 6. _____ |
| 2. _____ | 7. _____ |
| 3. _____ | 8. _____ |
| 4. _____ | 9. _____ |
| 5. _____ | 10. _____ |

Choose one of the above breeds, and write a report on it (at least two pages, typed and double-spaced); include the history and origin of the breed, typical colors, size, what the breed is typically used for, famous sires, etc. Please attach the report to this manual.

4-H Knowledge/Club Participation

What do the four H's stand for in 4-H?

Write the 4-H Motto in the space below.

Perform the requirements listed in the chart below. Please have your 4-H Leader initial each task to indicate that you have completed it.

Requirement	Event Name or Topic	Location	Date	Leader's Initials
Lead the 4-H pledge at a club meeting.				
Attend a demonstration, clinic or workshop given by a 4-H member.				
Attend one of the following: a breed association or USEF-sanctioned horse show, a horse judging contest, a horse auction, a mounted drill team competition, or a competitive trail ride.				
Attend at least five club meetings.				
Present a demonstration on a horse-related topic at a 4-H meeting.				
Participate in one of the following: a 4-H horse show, a 4-H trail ride, a 4-H drill team competition, or a 4-H practice session.				

Safety

Name two visual blind spots that horses have.

Describe how to safely approach a horse.

Describe a safe way to tie a horse.

List at least two items of proper attire that should be worn when working with/riding horses, and how each helps with safety.

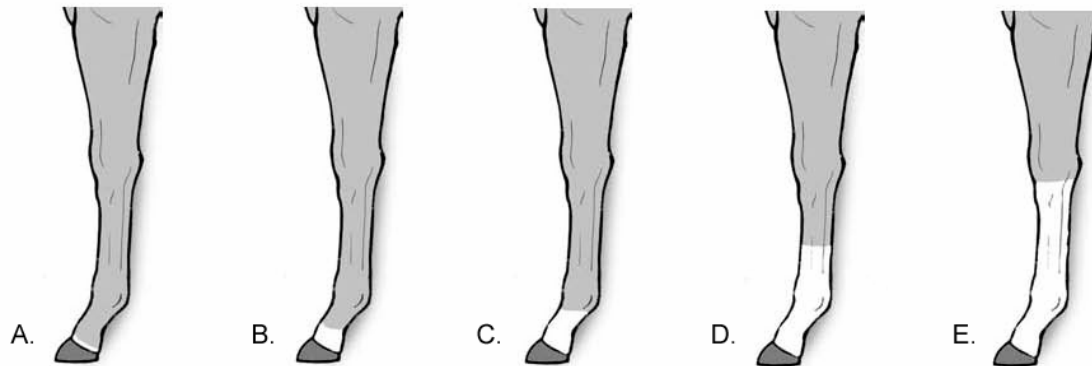
Identification/Horse Knowledge

Name at least five grooming tools, and what they are used for.

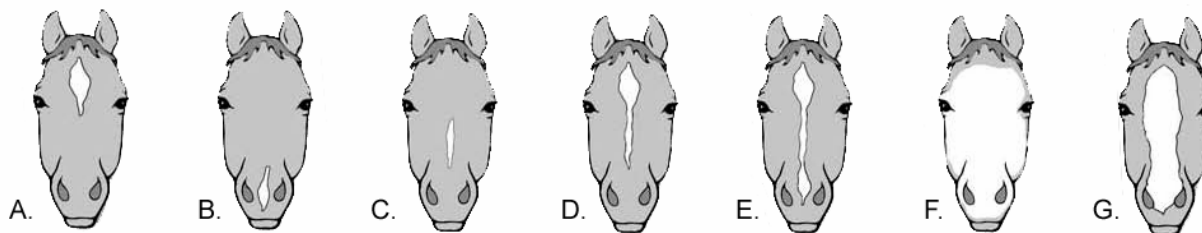
Define the following: mare, stallion, gelding, colt, filly, foal.

Name three different types of fencing that may be used for horse pastures. List some advantages and disadvantages of each.

Identify face and leg markings from the diagrams below.

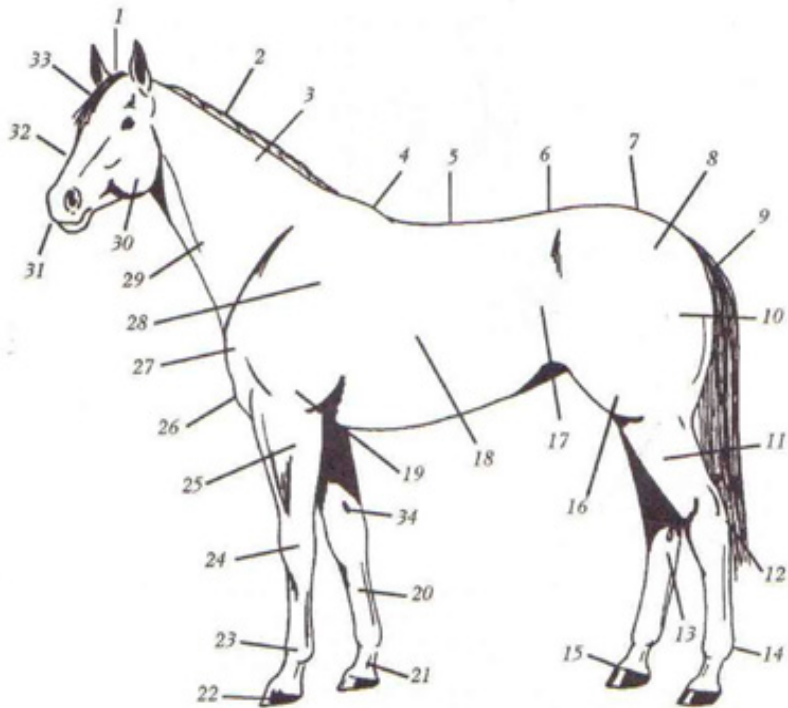


- A. _____
- B. _____
- C. _____
- D. _____
- E. _____



- A. _____
- B. _____
- C. _____
- D. _____
- E. _____
- F. _____
- G. _____

Label the parts of the horse, from the diagram below.



- | | | |
|-----------|-----------|-----------|
| 1. _____ | 12. _____ | 23. _____ |
| 2. _____ | 13. _____ | 24. _____ |
| 3. _____ | 14. _____ | 25. _____ |
| 4. _____ | 15. _____ | 26. _____ |
| 5. _____ | 16. _____ | 27. _____ |
| 6. _____ | 17. _____ | 28. _____ |
| 7. _____ | 18. _____ | 29. _____ |
| 8. _____ | 19. _____ | 30. _____ |
| 9. _____ | 20. _____ | 31. _____ |
| 10. _____ | 21. _____ | 32. _____ |
| 11. _____ | 22. _____ | 33. _____ |

Health/Hoof Care

What are the normal resting respiration rate, pulse, and temperature for an adult horse of stock-type breeding?

Name at least two ways to determine the weight of a horse.

Name three common signs that your horse may need to have its teeth floated.

Name four different types of shoes used on horses.

Name five different tools used by a farrier.

Name three hoof problems that can occur with improper care, and what can be done to prevent them.

Name the three most common internal parasites that can infest horses.

Name three symptoms/signs that a horse may be infested with internal parasites, and the problems that occur when infestation is present.

Feeding

Name four different types of feedstuffs that can be fed to horses.

How often should a horse be fed?

What percentage of its body weight does a horse need to consume in feed and/or forage each day?

Visit a feed store, and examine three different feeds; list the name of each feed, the type of feed, the % crude protein, the % fat, and the cost per 100 pounds.

Name of feed	Type of feed	% Crude protein	% Fat	Cost per 100 pounds

Name three different types of hay fed in the United States.

What are some signs that hay is of poor quality, or that it should not be fed to a horse?

Record-keeping

Keep a record for six months of your deworming schedule. Each time you administer a dewormer, list the brand name and type of dewormer, and the date it was administered.

Keep a farrier record for six months; list each date that your horse's feet were trimmed/shod.

Riding Record

Log at least 60 hours of riding time; document the date, how much time you spent in the saddle, and the type of riding done. Please attach the log to this manual.

Riding/Handling Skills

Requirement	Date Completed	Leader's Initials
Demonstrate how to properly approach and halter a horse.		
Demonstrate the proper way to lead a horse.		
Properly groom a horse, including cleaning its hooves.		
Put on and adjust a saddle and bridle.		
Clean and bed a stall.		
Tie a horse using a quick-release knot.		
Mount and dismount a horse.		
Sit in a saddle and hold your reins properly, according to your riding discipline/style of riding, and the type of saddle that you are using.		
Walk a horse in a straight line at least 100 feet.		
Perform a figure eight at either the trot, jog, or appropriate intermediate gait (including diagonal change if applicable).		
Drop your stirrups at the walk, then pick them back up without looking down or using your hands.		
Back a horse at least five steps in a straight line.		
Halt from both the walk and the trot/jog/appropriate intermediate gait.		
Properly warm up and cool down a horse before and after a ride.		

Learning *for* **Life**

This project manual was written by Emily B. Schattler, Extension 4-H Program Specialist. The author acknowledges the support of the UGA Equine Science faculty and Georgia 4-H Horse Advisory Committee members.

The University of Georgia and Ft. Valley State University, the U.S. Department of Agriculture and counties of the state cooperating. Cooperative Extension, the University of Georgia College of Agricultural and Environmental Sciences, offers educational programs, assistance and materials to all people without regard to race, color, national origin, age, gender or disability.

**An Equal Opportunity Employer/Affirmative Action Organization
Committed to a Diverse Work Force**

Publication #

February, 2008

Issued in furtherance of Cooperative Extension work, Acts of May 8 and June 30, 1914, The University of Georgia College of Agricultural and Environmental Sciences and the U.S. Department of Agriculture cooperating.

J. Scott Angle, Dean and Director